

How to complete your Proxy Form

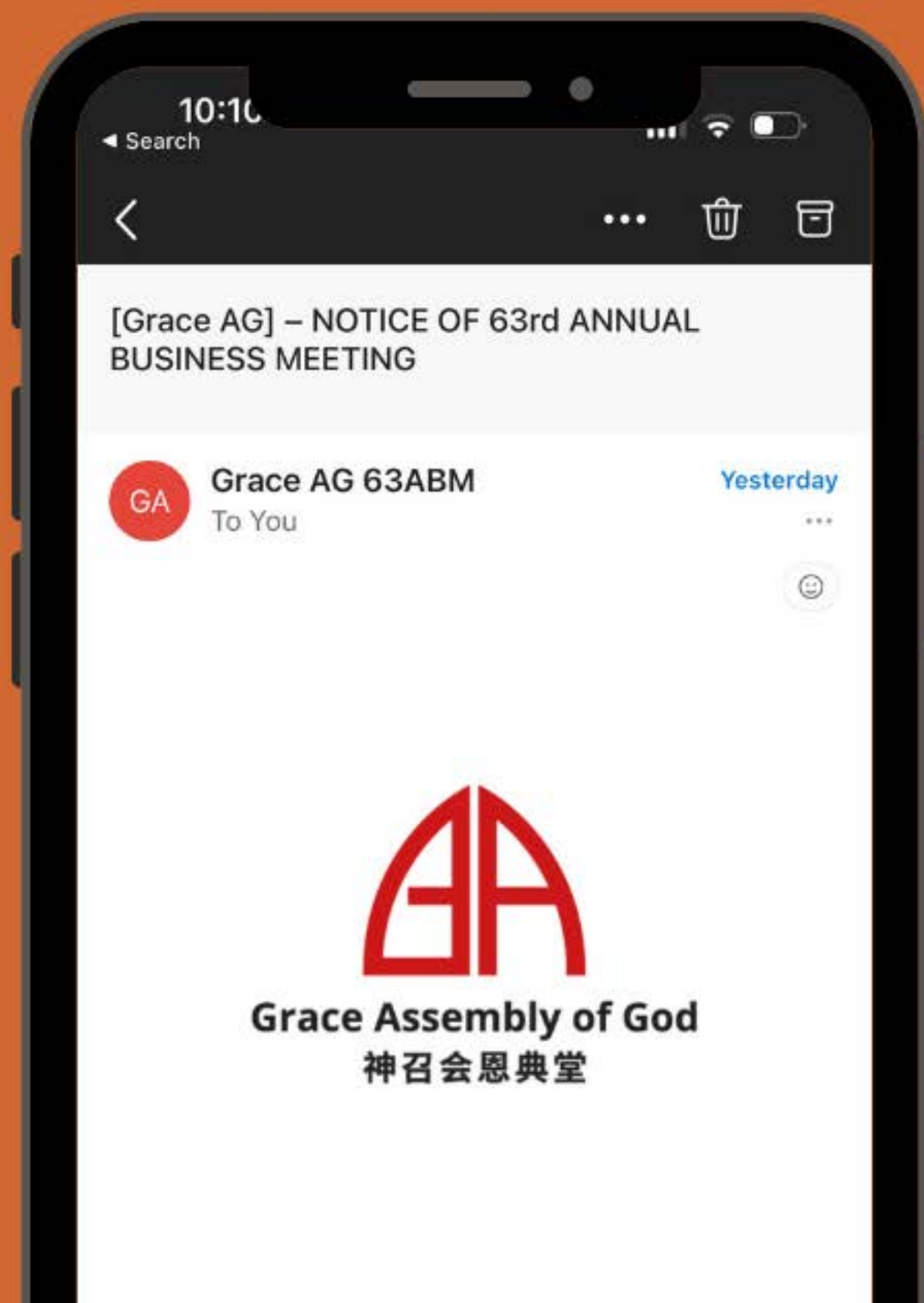
如何完成并提交委托书?

Access the Proxy Form from the link in this email.

进入在电邮以下链接。

Only those who have updated their membership, and have opted to vote online, have received this email.

只有已经更新会籍资料并选择在线投票的会友才能收到此封电子邮件。



Login to the Proxy Form portal. 登录委托书门户。

Your email is the one you **provided in the membership update**. 输入您在会籍更新表中提供的电邮地址。


Your password is your **Date of Birth (DDMMYY)** and the **last 4 characters** of your NRIC.

您的密码是您的出生日期(日日月月年年)和身份证最后4位字符(大写字母)。

E.g: Birthday 出生日期 = 25 May 1972

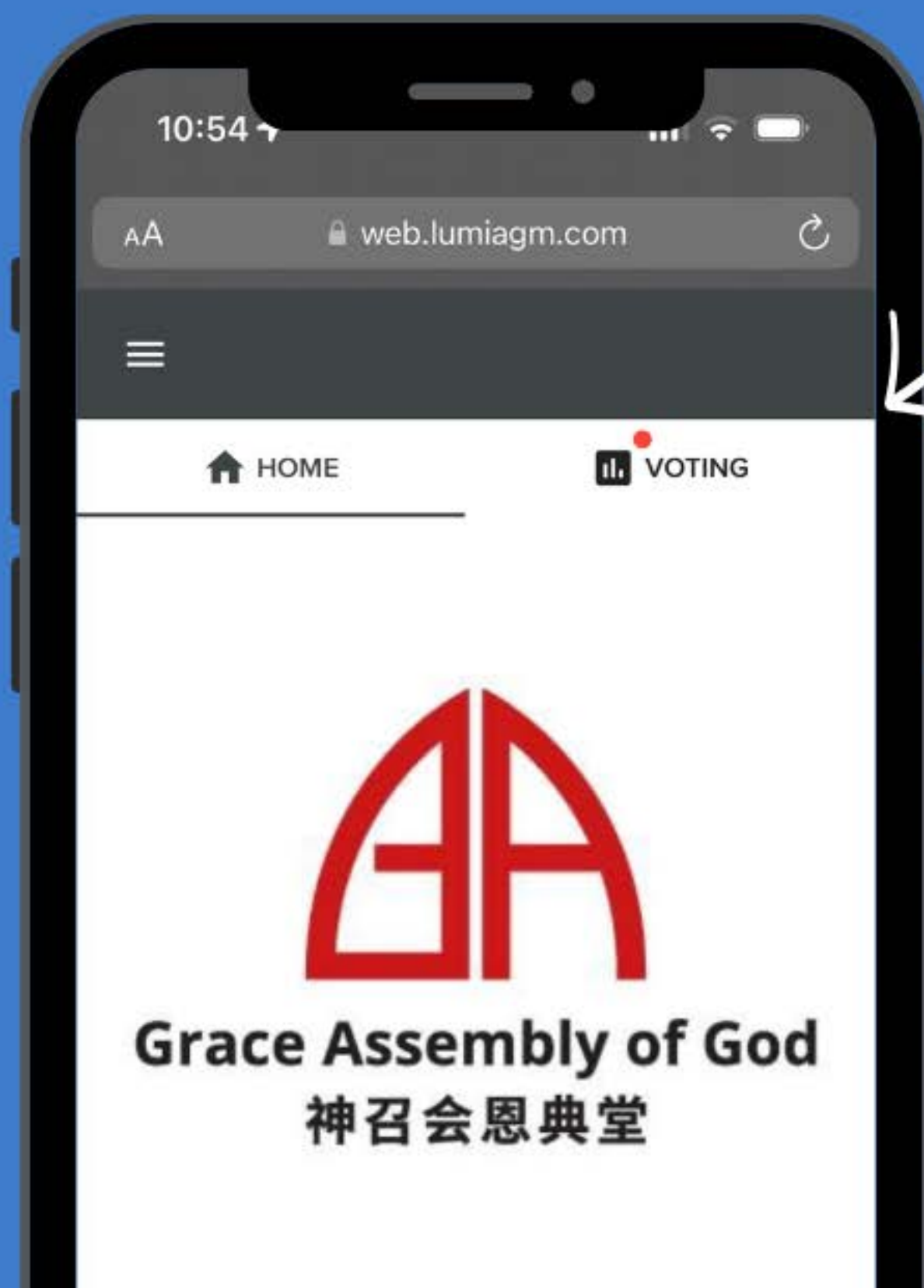
IC 身份证 = S1234567A

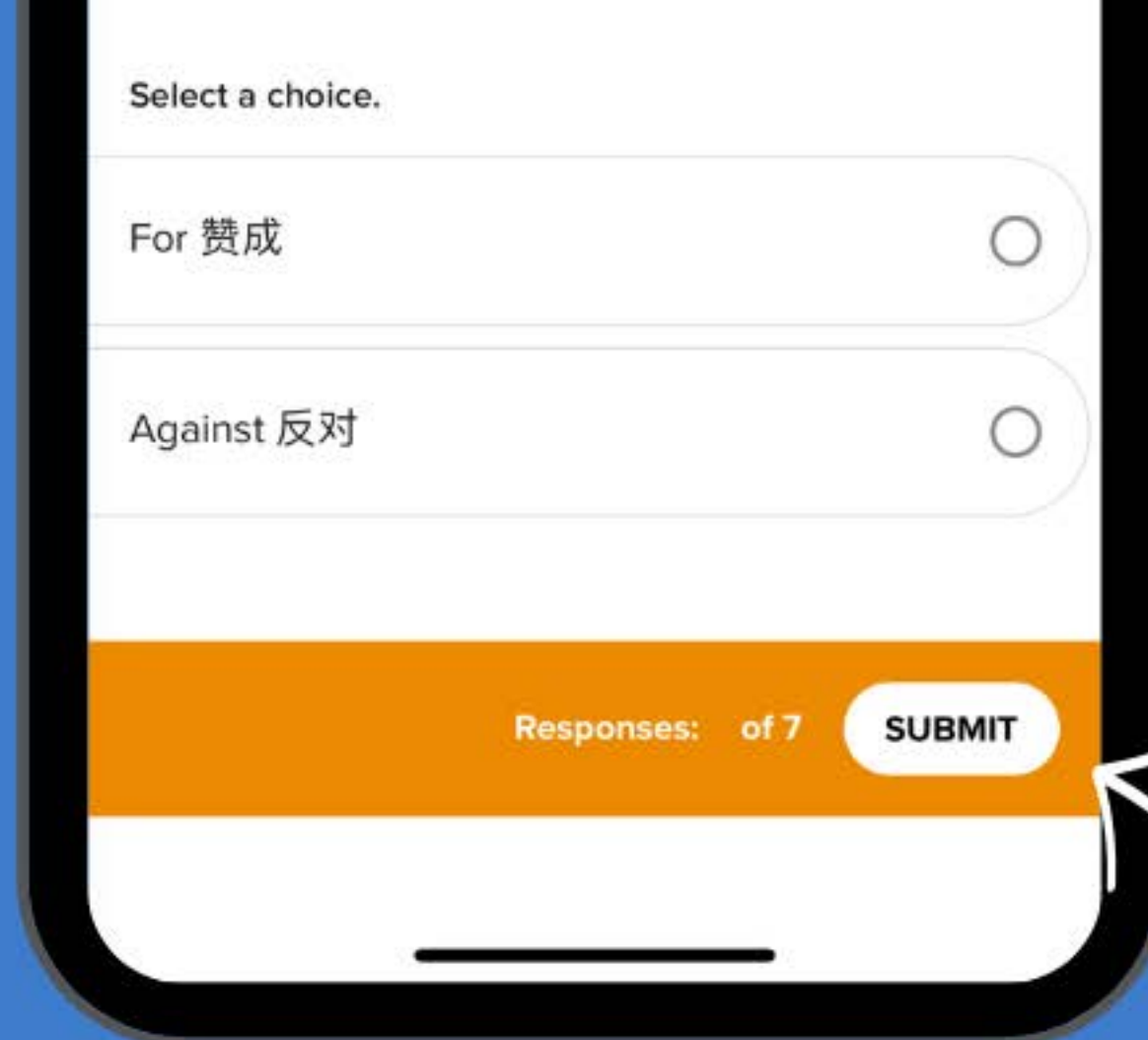
Password 密码 = 250572567A



The image shows a smartphone screen displaying the login portal for the Grace Assembly of God 63rd Annual Business Meeting. The screen features the organization's logo at the top, followed by the event title. Below the title are two input fields: 'Email Address' and 'Password (e.g. DDMMYY123A)'. The password field includes a toggle icon for visibility. A prominent orange 'LOGIN' button is positioned below the fields. At the bottom of the screen, there is a 'Password Format' dropdown menu.

Click the “VOTING”
tab to begin voting.
点击“投票”选项开始投票。

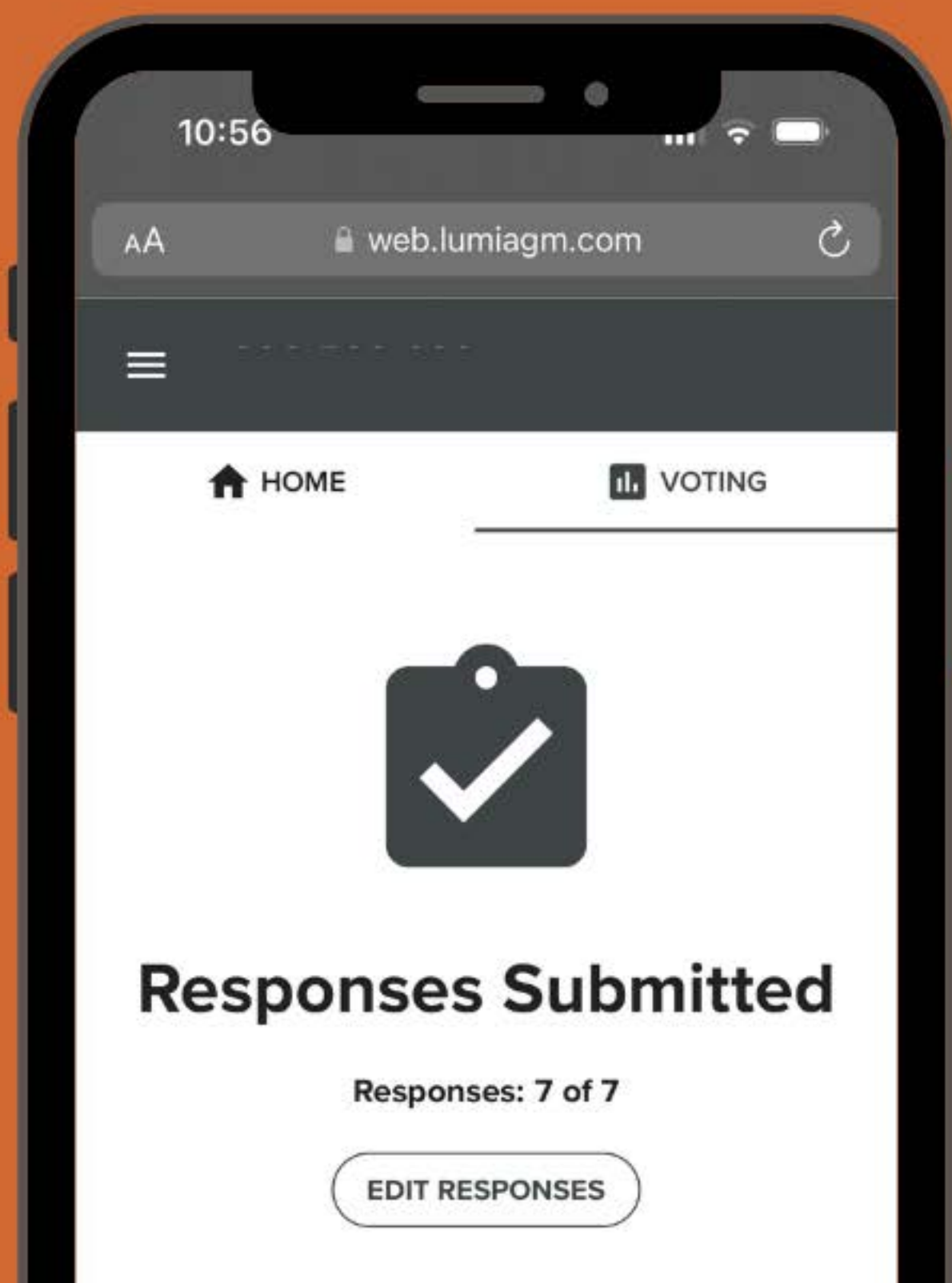




Click “SUBMIT” at the bottom of the page when you have finished voting.
点击“提交”以完成委托书投票。

If you see this page, you have
submitted successfully!

看到“已提交回复”即表示
您已经成功提交!



Submit your proxy forms by **13 May 2024, 11:59PM**. 提交截止日期为**2024年5月13日, 晚上11点59分**。

- Your vote will be taken as **final**.
您的投票将被视为最终决定。
- You **cannot** vote onsite during the Annual Business Meeting (ABM).
在此之后,您将无法在ABM现场投票。

If you wish to attend the virtual ABM, **register via the link in the same email**.

若您要在线观看ABM虚拟直播, **请在电邮中的注册链接注册报名**。